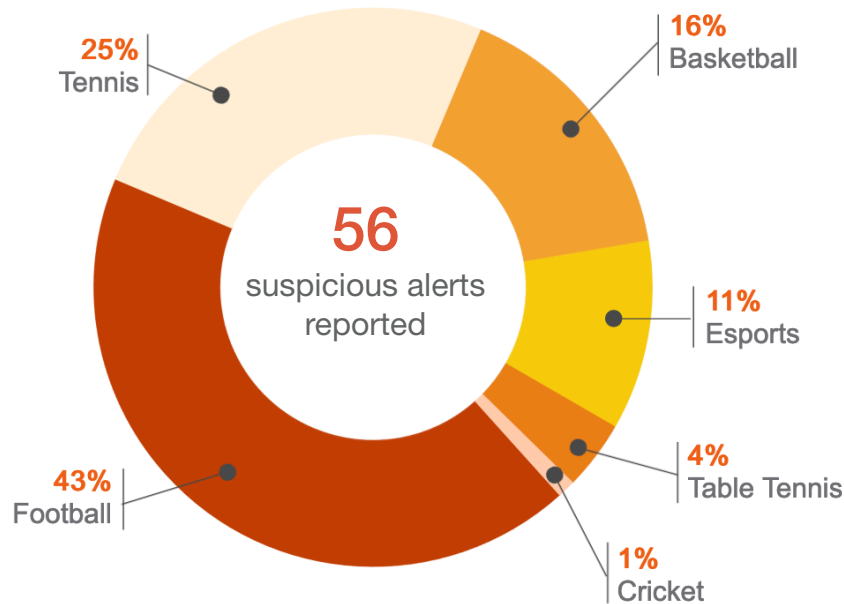


IBIA reported a total of **56 sports betting alerts** to relevant authorities concerning **6 sports** during Q1 2024*



* This figure may be revised in future depending on the outcome of any ongoing investigations.

** It should be noted that the two table tennis matches that were reported were on events not organised by the International Table Tennis Federation (ITTF).

The International Betting Integrity Association (IBIA) represents many of the largest regulated betting operators in the world. IBIA's principal goal is to protect its members, consumers and partners, such as sports bodies, from fraud caused by the unfair manipulation of sporting events and associated betting. The association combats this fraud with evidence-based intelligence, principally obtained from its global monitoring and alert system.

IBIA's membership represents:



50+ companies with over **125+** betting brands



US\$300bn of global betting turnover per annum



50% of the **global commercial regulated land-based and online sports betting** sector and in **excess of 50% for online alone**.

— What we do —



Safeguarding Betting Integrity



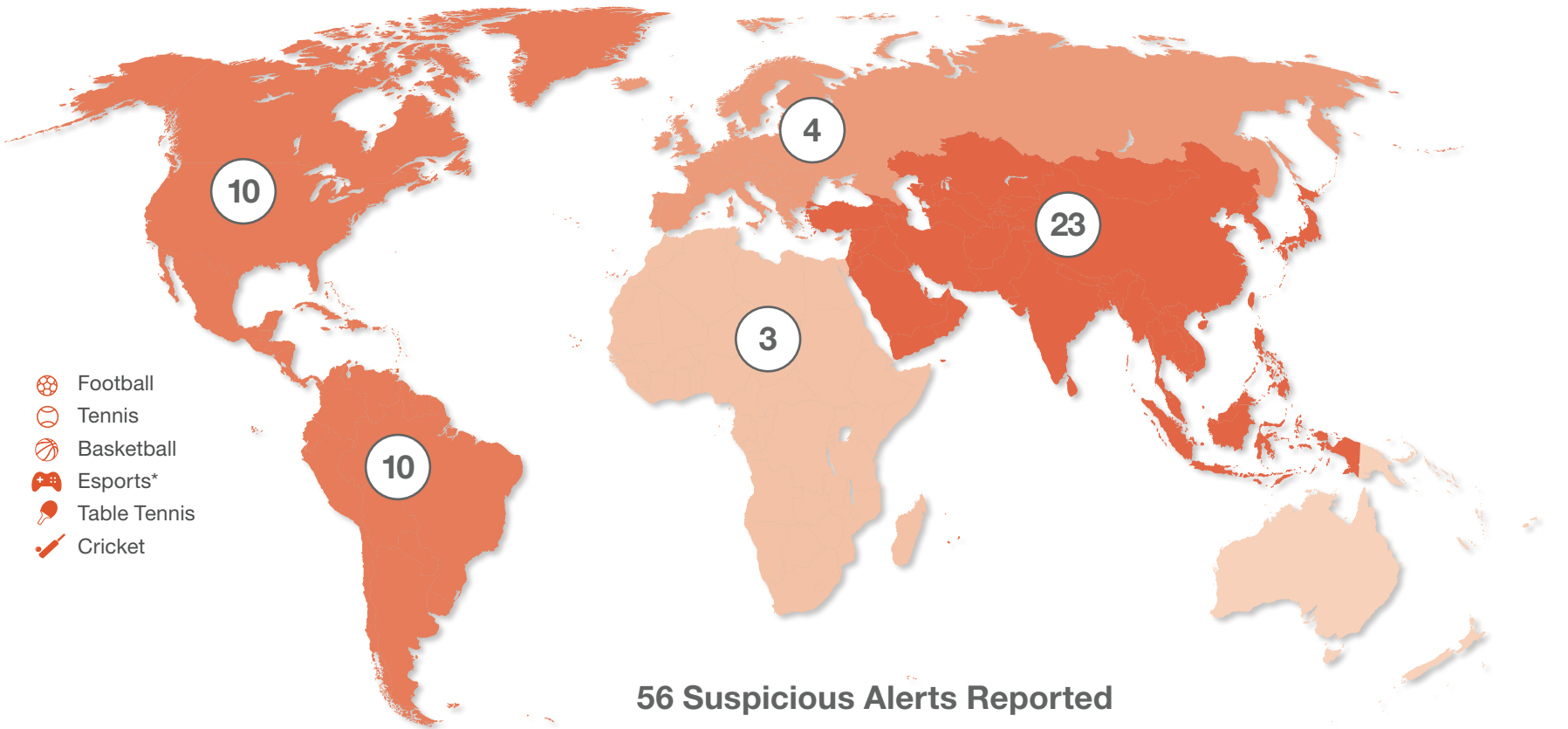
Advocating Informed Policies



Research & Education

To learn more about what we do, click on any of the icons or go directly to our [website](#)

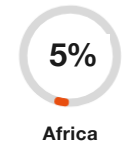
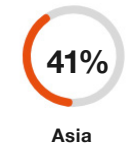




56 Suspicious Alerts Reported

- Football
- Tennis
- Basketball
- Esports*
- Table Tennis
- Cricket

% breakdown of reported alerts per continent



23 - ASIA

- Football**
India (1)
Indonesia (5)
Israel (4)
Turkey (2)
- Tennis**
Malaysia (2)
Thailand (1)
Turkey (5)
- Basketball**
China (1)
Turkey (1)
- Cricket**
Bangladesh (1)

4 - EUROPE

- Tennis**
Slovakia (1)
Spain (1)
- Table Tennis**
Czech Republic (2)

3 - AFRICA

- Football**
Algeria (2)
Ghana (1)

10 - NORTH AMERICA

- Basketball**
Canada (2)
USA (5)
- Football**
Jamaica (1)
- Tennis**
USA (2)

10 - SOUTH AMERICA

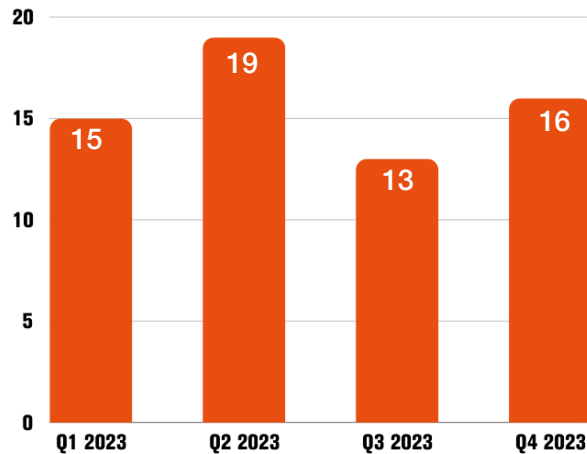
- Football**
Brazil (3)
Colombia (4)
Peru (1)
- Tennis**
Argentina (1)
Paraguay (1)

Countries have been regrouped following the official UN classification except for Cyprus which has been listed under Europe.
* 6 eSports alerts reported. The eSports alerts haven't been allocated a country as it's not always clear where an event has been hosted.

Analysis: Football

24 football alerts

reported in Q1 2024



The 24 football alerts reported represents a **50% increase on the 16 reported** in Q4 2023, and is also a **60% increase** on the 15 reported in Q1 2023.

Breakdown: Turkey

8

alerts reported on Turkish sporting events

represents

14%

of the total reported alerts in Q1 2024

8 alerts on events in Turkey reported in Q1 2024 is an increase of seven alerts compared to the one alert reported during the whole of 2023.

Alerts breakdown



Comparison

The Q1 2024 total is an increase of

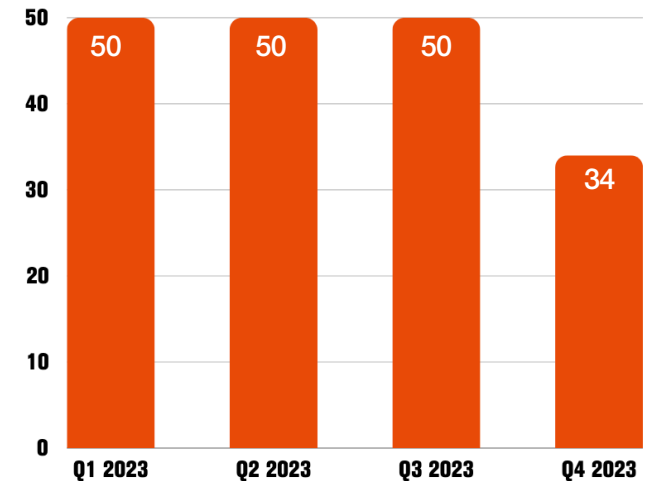
+65%

When compared to the 34 alerts reported in Q4 2023

and is also an increase of

+12%

when compared to the revised Q1 total of 2023 which saw 50 alerts.



— Focus on Canada —

Ontario

Onshore Channelling (2024)	Onshore Gross Win (2024)	Offshore Gross Win (2024)	Estimated Lost Tax 2024-28e
92%	\$506m	\$42m	\$33m

Canada (excluding Ontario)

Onshore Channelling (2024)	Onshore Gross Win (2024)	Offshore Gross Win (2024)	Estimated Lost Tax 2024-28e
11%	\$45m	\$355m	\$395m

Ontario's onshore sports betting channelisation is expected to reach **92% in 2024** and then **rise to 97% by 2028**. In contrast, if the current monopoly regulatory position were to remain, the rest of Canada combined is forecast to continue to languish **below 15%**, with an onshore rate of around **11% in 2024** becoming **13% by 2028**.

Ontario Onshore & Offshore Sports Betting Market 2020-28e

(\$m)

	2020	2021	2022	2023e	2024e	2025e	2026e	2027e	2028e
Onshore GGR	-	-	246.9	454.3	505.9	605.9	708.8	808.7	891.5
Offshore GGR	130.6	177.3	108.9	53.1	41.6	36.4	32.0	29.3	27.0
Total Online	130.6	177.3	355.9	507.4	547.6	642.3	740.8	838.0	918.4
Tax Rate	20.0%	20.0%	20.0%	20.0%	20.0%	20.0%	20.0%	20.0%	20.0%
Tax Lost	26.1	35.5	21.8	10.6	8.3	7.3	6.4	5.9	5.4

Canada (exl. Ontario) Onshore & Offshore Sports Betting Market 2020-28e

(\$m)

	2020	2021	2022	2023e	2024e	2025e	2026e	2027e	2028e
Onshore GGR	17.3	25.7	34.7	40.5	45.4	50.6	55.7	61.1	66.8
Offshore GGR	210.5	285.0	328.1	337.0	355.0	375.8	395.4	414.6	434.4
Total Online	227.8	310.6	362.8	377.5	400.4	426.4	451.1	475.7	501.3
Tax Rate	20.0%	20.0%	20.0%	20.0%	20.0%	20.0%	20.0%	20.0%	20.0%
Tax Lost	42.1	57.0	65.6	67.4	71.0	75.2	79.1	82.9	86.9

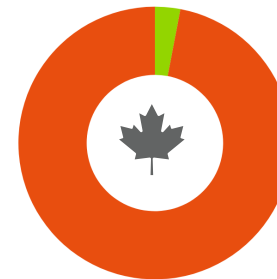
Expected Onshore Sports Betting Channelling in Canada

(2028e)

Ontario

97%
Onshore

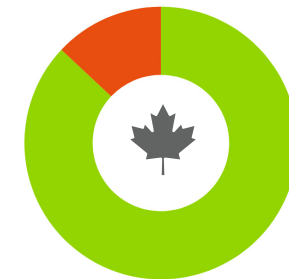
3%
Offshore



Canada | Excluding Ontario

13%
Onshore

87%
Offshore



Sportsbook Members



Associate Members

